

Applicant walkthrough of the Good Grants portal

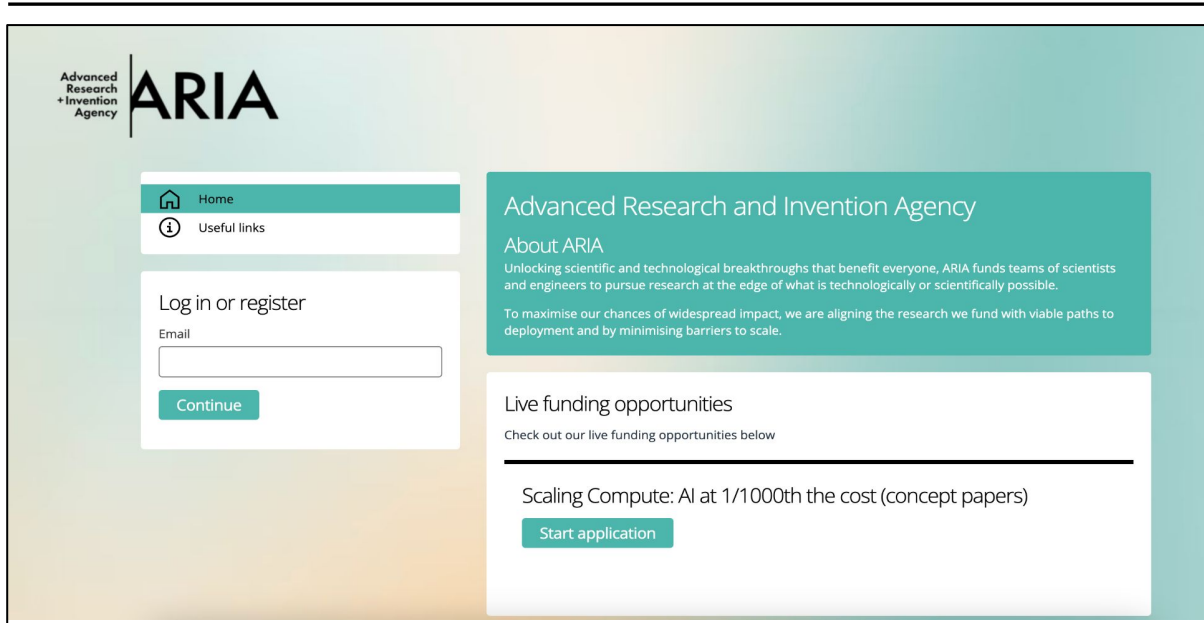
ARIA funding calls

Advanced
Research
+ Invention
Agency

ARIA

This is the landing page for our application portal:

<https://aria.grantplatform.com/>



For your first time using the portal you will need to register.

Enter your email address and click continue.

Advanced Research + Invention Agency | **ARIA**

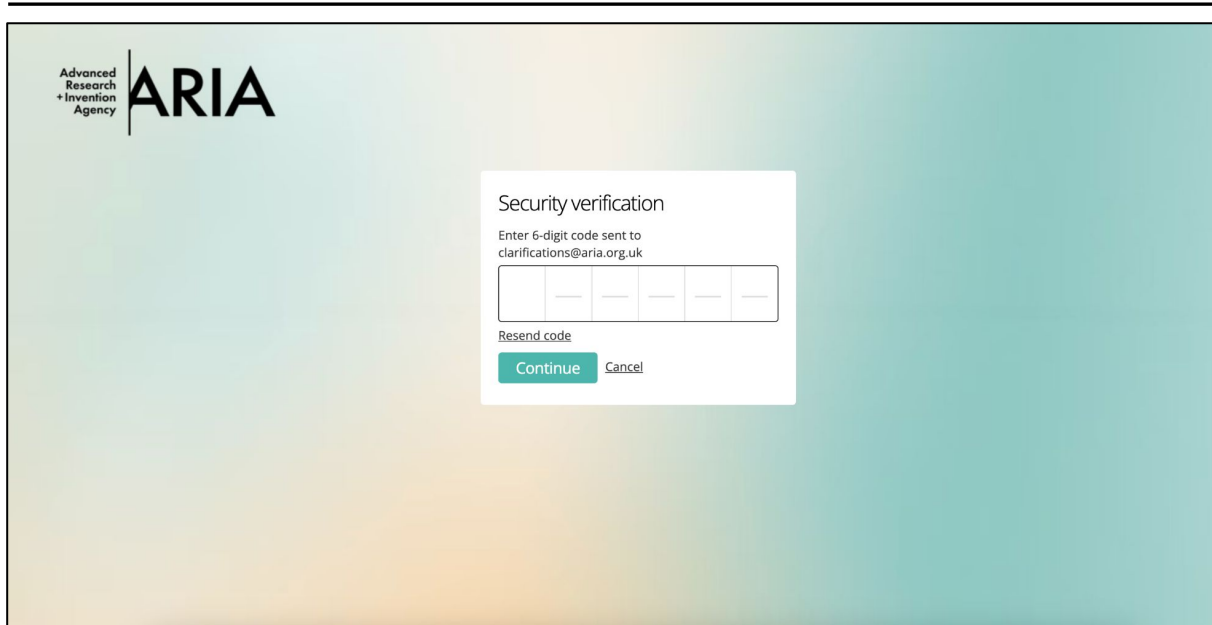
Log in or register

Email

Clarifications@aria.org.uk

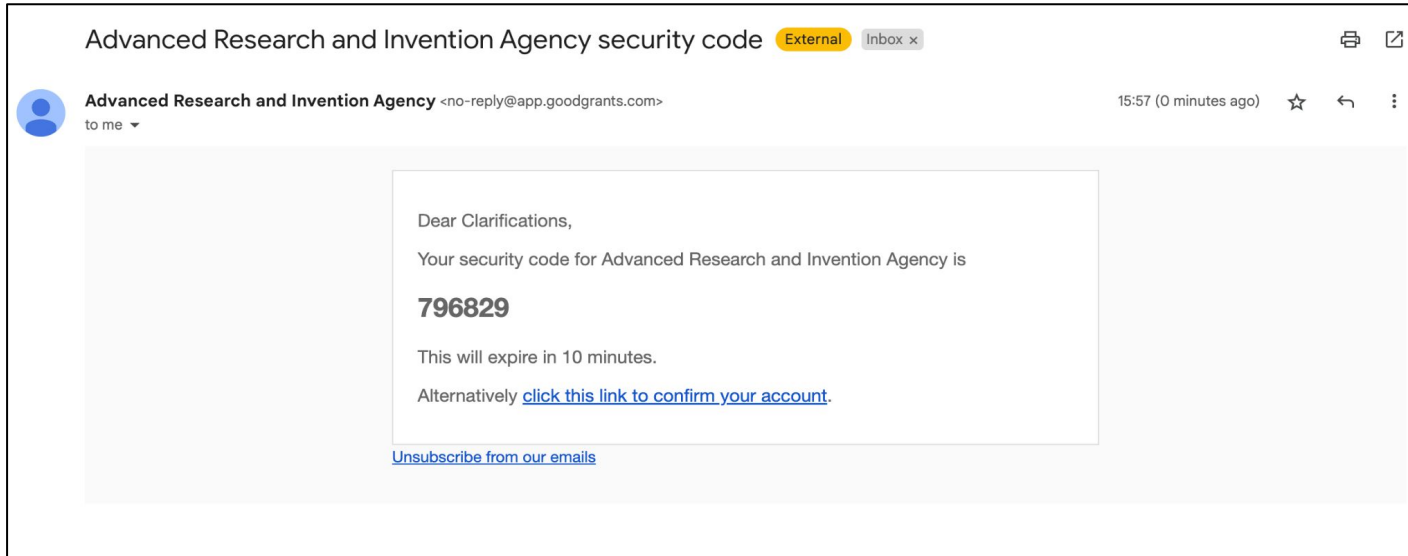
Continue

A 6-digit code will be sent to the email address you entered.

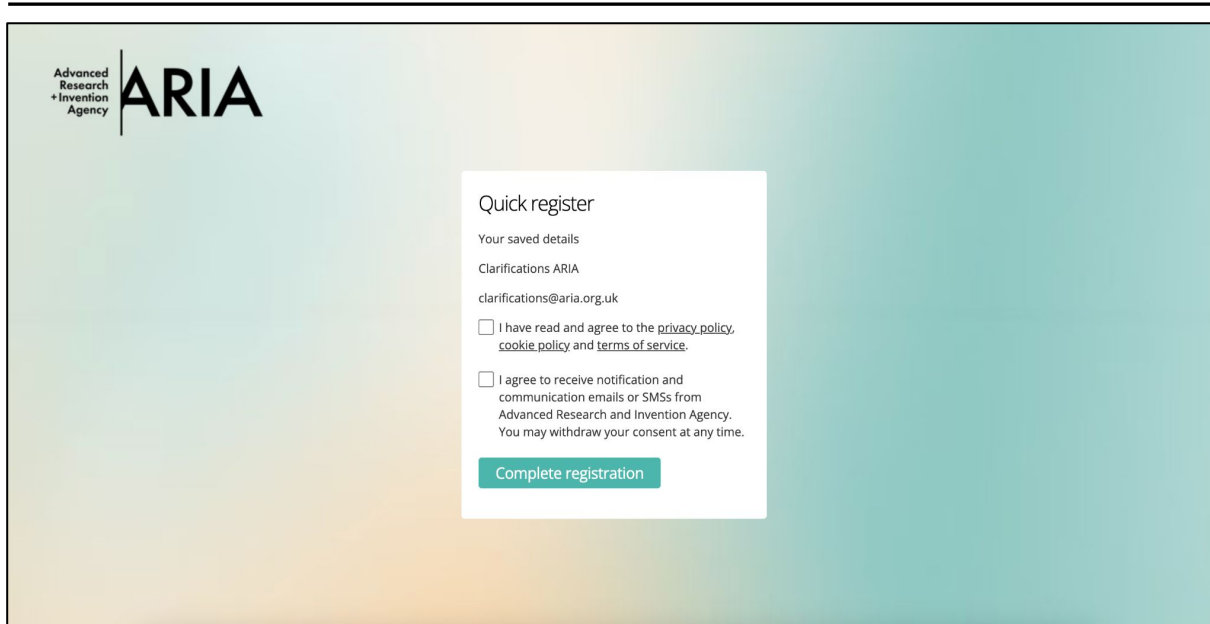


The image shows a screenshot of the ARIA (Advanced Research + Invention Agency) security verification interface. In the top left corner, the ARIA logo is displayed, consisting of the text "Advanced Research + Invention Agency" stacked vertically next to a vertical line, followed by the word "ARIA" in a large, bold, sans-serif font. The background of the interface is a light teal-to-white gradient. Centered on the screen is a white rectangular box containing the following elements: the title "Security verification", the instruction "Enter 6-digit code sent to clarifications@aria.org.uk", a six-digit input field with individual boxes and dashed lines, a "Resend code" link, and two buttons: a teal "Continue" button and a grey "Cancel" button.

The email will look like this. You can then enter the code provided or click the link in the email.
Check your spam if you don't receive the email within 5 minutes.



Once in, you will be shown two permissions.



The screenshot shows a registration form for ARIA (Advanced Research + Invention Agency). The form is titled 'Quick register' and is set against a light blue and green gradient background. The ARIA logo is in the top left corner. The form contains the following text and elements:

- Quick register**
- Your saved details
- Clarifications ARIA
- clarifications@aria.org.uk
- I have read and agree to the [privacy policy](#), [cookie policy](#) and [terms of service](#).
- I agree to receive notification and communication emails or SMSs from Advanced Research and Invention Agency. You may withdraw your consent at any time.
- Complete registration** (button)

You will be shown two permissions. In order to use the application portal you must agree to the policies and terms. We also recommend agreeing to receive notifications and communications — this will allow us to provide you with important updates on your application.

Advanced Research + Invention Agency | **ARIA**

Quick register

Your saved details

Clarifications ARIA

clarifications@aria.org.uk

I have read and agree to the [privacy policy](#), [cookie policy](#) and [terms of service](#).

I agree to receive notification and communication emails or SMSs from Advanced Research and Invention Agency. You may withdraw your consent at any time.

Complete registration

You are now on the main page but before starting an application, you should update your profile settings, including your password.

Advanced Research and Invention Agency Clarifications ARIA

Advanced Research + Invention Agency **ARIA**

Important information

Guidelines

Before submitting your application, please:

- Read the funding call documentation available on our [website](#).
- Read our [how we fund page](#) and [our funding FAQs](#).
- Make sure all your personal details are entered accurately, including contact details.

Deadline

The application deadline is final and no extensions will be provided - the system will automatically prevent application submissions after the deadline.

Support

If you have any questions relating to the call or the application process, please submit them by sending an email to clarifications@aria.org.uk. Any responses relevant to all applicants will be shared with those who have started an application within the portal.

Scaling Compute: AI at 1/1000th the cost (concept papers)

[Start application](#)

In the top right hand corner you will see your name.

The image shows a screenshot of the Advanced Research and Invention Agency (ARIA) website. The top navigation bar is dark with the text 'Advanced Research and Invention Agency' and an 'Apply' button. On the right side of the navigation bar, there is a user profile area labeled 'Clarifications ARIA' with a circular icon containing a person silhouette. An orange callout box highlights this area and points to a larger, magnified view of the same 'Clarifications ARIA' profile area on the right side of the image. The main content area of the website features the ARIA logo, a dropdown menu for 'Important information', and sections for 'Guidelines', 'Deadline', and 'Support'. A 'Start application' button is visible at the bottom left.

Click on your name then "Profile".

The screenshot shows the ARIA website interface. At the top right, there is a user profile dropdown menu. The menu is highlighted with an orange box and contains the following items: "Profile" with a person icon, and "Log out" with a door icon. A larger orange box highlights the "Profile" item, and an arrow points from it to a magnified view of the "Profile" item, which also shows the "Log out" option below it.

Advanced Research and Invention Agency [Apply](#) Clarifications ARIA

Advanced Research + Invention Agency **ARIA**

Important information ▾

Guidelines

Before submitting your application, please:

- Read the funding call documentation available on our [website](#).
- Read our [how we fund page](#) and our [funding FAQs](#).
- Make sure all your personal details are entered accurately, including contact details.

Deadline

The application deadline is final and no extensions will be provided - the system will automatically prevent application submissions after the deadline.

Support

If you have any questions relating to the call or the application process, please submit them by sending an email to clarifications@aria.org.uk.

Any responses relevant to all applicants will be shared with those who have started an application within the portal.

Scaling Compute: AI at 1/1000th the cost (concept papers)

[Start application](#)

<https://aria.grantplatform.com/profile>

On the first tab "Profile" you will see your details.

Advanced Research and Invention Agency Clarifications ARIA

Edit profile

Profile Account fields Security Preferences

First name

Last name

Email address (Verified)

Password

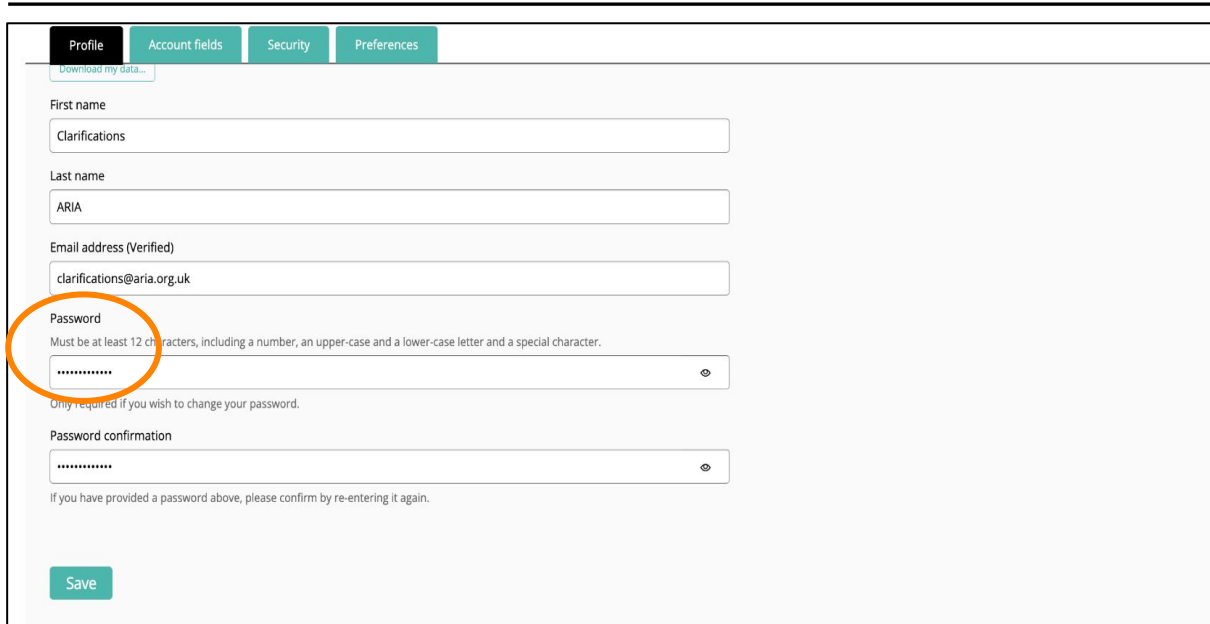
Must be at least 12 characters, including a number, an upper-case and a lower-case letter and a special character.

Only required if you wish to change your password.

Password confirmation

If you have provided a password above, please confirm by re-entering it again.

This is where you need to set your password.

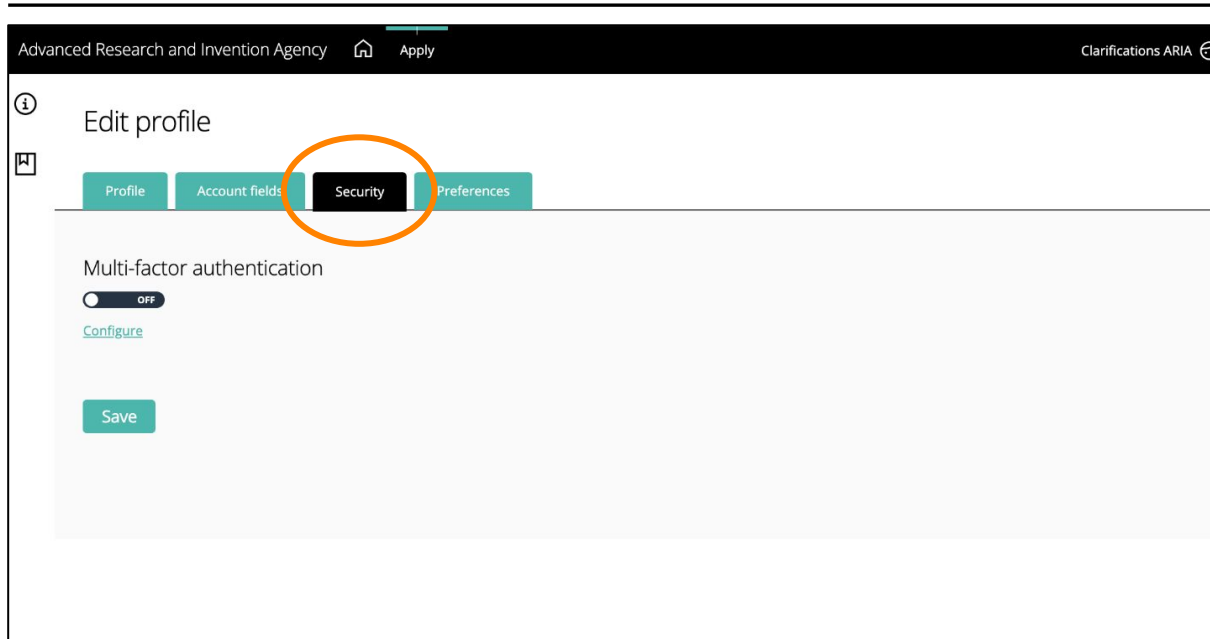


The screenshot shows a user profile page with four tabs: Profile, Account fields, Security, and Preferences. The Security tab is active. Below the tabs is a 'Download my data...' link. The form contains the following fields:

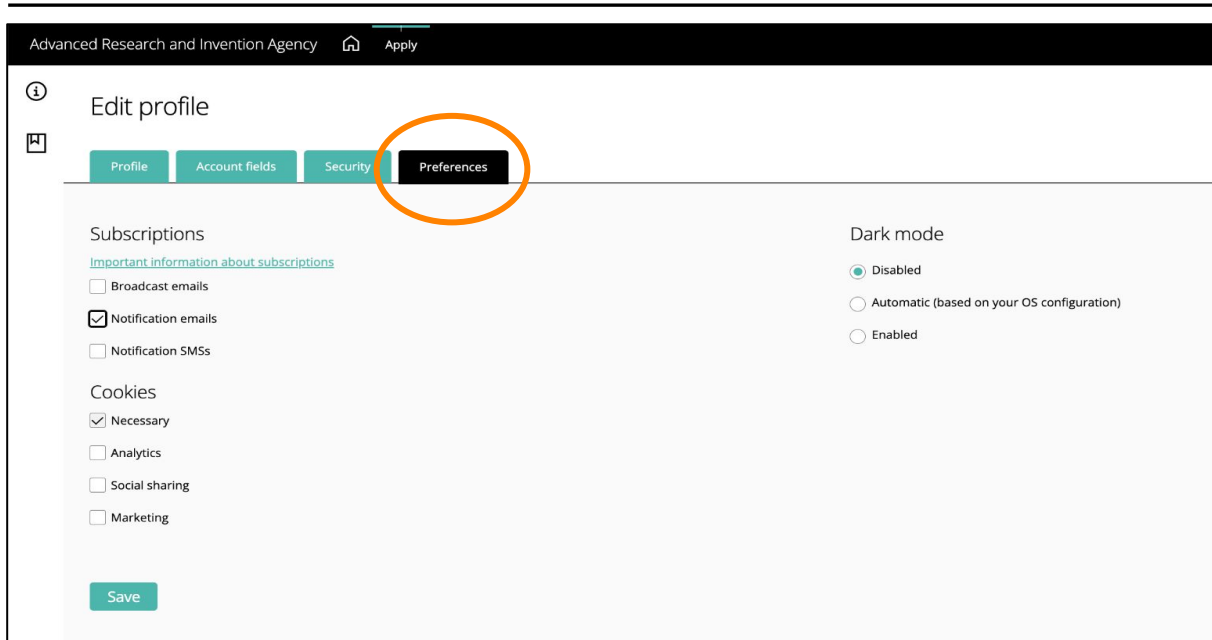
- First name: Clarifications
- Last name: ARIA
- Email address (Verified): clarifications@aria.org.uk
- Password: Must be at least 12 characters, including a number, an upper-case and a lower-case letter and a special character. The input field is highlighted with an orange circle and contains masked characters (dots).
- Password confirmation: Must be at least 12 characters, including a number, an upper-case and a lower-case letter and a special character. The input field contains masked characters (dots).

Below the password fields, there is a note: 'Only required if you wish to change your password.' At the bottom left of the form is a green 'Save' button.

Under the security tab you have the option to turn on multi-factor authentication.



Under the preferences tab you can choose how and when we contact you.



We recommend ticking “broadcast emails” and “notification emails” so you don’t miss any important information relating to your application.

The screenshot shows the 'Edit profile' page for the Advanced Research and Invention Agency. The page has a dark header with the agency name and a home icon. Below the header, there are four tabs: 'Profile', 'Account fields', 'Security', and 'Preferences'. The 'Preferences' tab is active. In the 'Subscriptions' section, there are three checkboxes: 'Broadcast emails' (checked), 'Notification emails' (checked), and 'Notification SMSs' (unchecked). A blue circle highlights the 'Broadcast emails' and 'Notification emails' checkboxes. To the right of the 'Subscriptions' section, there is a 'Dark mode' section with three radio buttons: 'Disabled' (selected), 'Automatic (based on your OS configuration)', and 'Enabled'. At the bottom left of the page, there is a 'Save' button.

Don't forget to save your settings to make sure your profile is updated!

Advanced Research and Innovation Agency Apply Clarifications ARIA

Edit profile

User profile successfully updated.

Download my data...

Profile Account fields Security Preferences

First name
Clarifications

Last name
ARIA

Email address (Verified)
clarifications@aria.org.uk

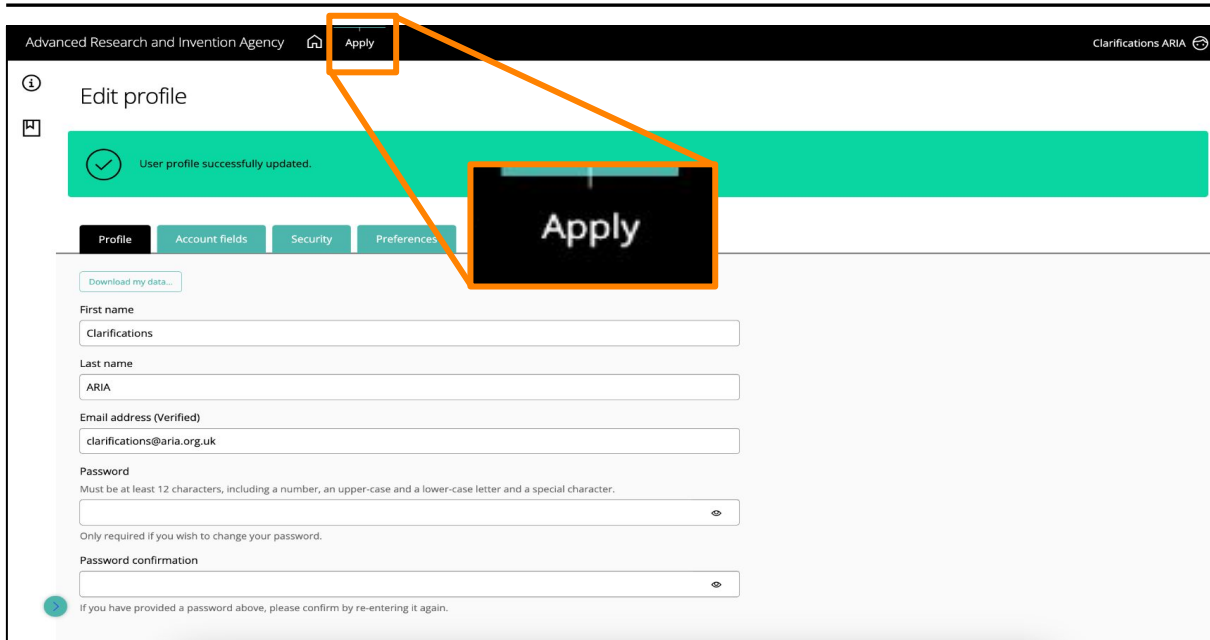
Password
Must be at least 12 characters, including a number, an upper-case and a lower-case letter and a special character.

Only required if you wish to change your password.

Password confirmation

if you have provided a password above, please confirm by re-entering it again.

You're ready to apply!
Navigate back to the Apply page using the banner at the top of the page to start your application.



The funding calls that are currently live will be displayed here:

The screenshot displays the ARIA website interface. At the top, there is a navigation bar with the text "Advanced Research and Invention Agency" on the left, a home icon, an "Apply" button, and "Clarifications ARIA" on the right. Below the navigation bar is a header section with the ARIA logo and the text "Advanced Research + Invention Agency". A dropdown menu labeled "Important information" is open, showing the following content:

Guidelines

Before submitting your application, please:

- Read the funding call documentation available on our [website](#).
- Read our [how we fund page](#) and [our funding FAQs](#).
- Make sure all your personal details are entered accurately, including contact details.

Deadline

The application deadline is final and no extensions will be provided - the system will automatically prevent application submissions after the deadline.

Support

If you have any questions relating to the call or the application process, please submit them by sending an email to clarifications@aria.org.uk.

Any responses relevant to all applicants will be shared with those who have started an application within the portal.

At the bottom of the page, there is a card for the funding call "Scaling Compute: AI at 1/1000th the cost (concept papers)". The text "Start application" is highlighted with an orange circle.

Choose the category that matches the funding call and enter the title of your application.

Advanced Research and Invention Agency [Apply](#) Clarifications ARIA

My applications → Scaling Compute: AI at 1/1000th the cost (concept papers) → Start application **Deadline** 2024-03-27 12:00
(GMT +00:00) Europe/London

All questions must be answered, unless marked optional. 19 19 50 08
Days Hours Minutes Seconds

Start here | Tell us about yourself | Section 1: Technical Concept | Section 2: Timeline, Budget and Additional questions | Equality, Diversity and Inclusion

Start Here

Please add your application or project title.

Category
Scaling Compute: AI at 1/1000th the cost

[Download blank application PDF for reference](#)

Application name
Applications 1

Save + next **Cancel**

Your application has three main sections:

“Tell us about yourself”

“Technical Concept”

“Timeline, Budget and Additional Questions”

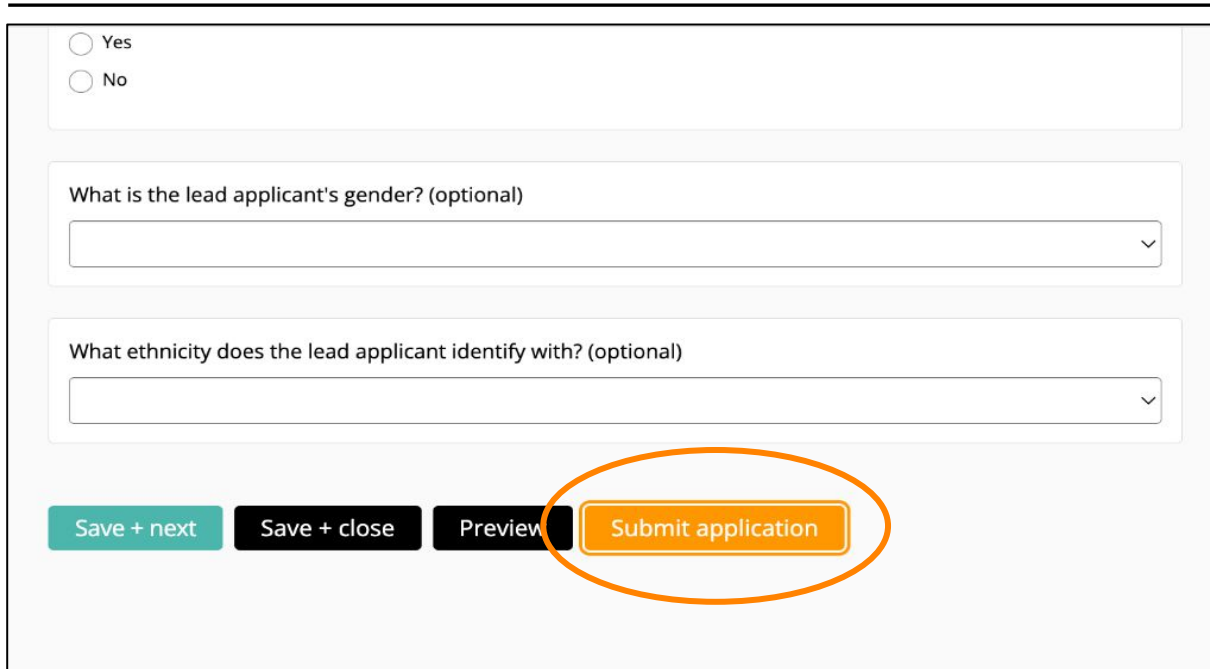
The screenshot shows a web application interface with a navigation bar at the top containing five tabs: 'Start here', 'Tell us about yourself', 'Section 1: Technical Concept', 'Section 2: Timeline, Budget and Additional questions', and 'Equality, Diversity and Inclusion'. The 'Tell us about yourself' tab is active. Below the navigation bar, there is an information icon and the text 'Tell us about yourself'. A sub-header reads 'Please complete this section to provide some basic information about yourself.' Below this, a paragraph states: 'All personal data provided to ARIA will be processed in accordance with UK data protection legislation, including the Data Protection Act (2018) and the General Data Protection Regulation (GDPR). Further information on how we use personal data and how you can exercise your right as a data subject can be found in the [ARIA Privacy Policy](#).' The form contains several input fields: 1. 'Please provide the lead applicant's name' with a character count of '0 / 100 characters'. 2. 'Please provide the lead applicant's email address'. 3. 'Please provide a link to your personal, or your organisation's website' with a placeholder 'https://'. 4. 'If you would like to provide an alternative point of contact that we should use for any communications, please provide their name. (optional)'. At the bottom, there is a question 'Where are you currently located?' with radio button options for 'UK' and 'Non-UK'. A right-hand side box contains an information icon and the text: 'Please go through each of the questions and tabs answering all questions and uploading any requested documents'.

i Please go through each of the questions and tabs answering all questions and uploading any requested documents

**Don't forget to press save before you move to the next page.
If you want to save your application and come back to it press save and close.**



<p>If you would like to provide an alternative point of contact that we should use for any communications, please provide their name (optional)</p> <input type="text"/>	
<p>Where are you currently located?</p> <p><input type="radio"/> UK</p> <p><input type="radio"/> Non-UK</p>	<p>Tell us where you are currently based, not where you intend to carry out the proposed project.</p>
<p>Do you intend to carry out the project as part of an organisation or as an individual?</p> <input type="text"/>	<p>Please select the option that best describes your situation and provide details where required.</p> <p>For guidance on the different types of organisations, please see here [INSERT LINK TO DOC].</p> <p>Ideally you should have your organisation's consent prior to submission of your proposal. We realise this isn't always possible, so we don't require it in order to submit a concept paper. However, if after reviewing your concept paper we encourage you to submit a full proposal and you wish to conduct the research at your organisation, we will need their consent to formally agree the funding.</p>
<p><input type="button" value="Save + next"/> <input type="button" value="Save + close"/> <input type="button" value="Preview"/> <input type="button" value="Submit application"/></p>	


Once you have completed all your answers and are ready to submit, click on the submit button.



A screenshot of a web form interface. At the top left, there are two radio button options: 'Yes' and 'No'. Below these are two dropdown menus. The first dropdown is labeled 'What is the lead applicant's gender? (optional)' and the second is labeled 'What ethnicity does the lead applicant identify with? (optional)'. At the bottom of the form, there are four buttons: 'Save + next' (teal), 'Save + close' (black), 'Preview' (black), and 'Submit application' (orange). The 'Submit application' button is circled in orange.


Once you have completed all your answers and are ready to submit, click on the submit button.

Advanced Research and Innovation Agency  Apply Clarifications ARIA 



 **My applications** → Scaling Compute: AI at 1/1000th the cost (concept papers) → Start application

All questions must be answered, unless marked optional.

Deadline 2024-03-27 12:00
(GMT +00:00) Europe/London
19 19 49 17
Days Hours Minutes Seconds

 Please check you have completed everything!

Start here Tell us about yourself Section 1: Technical Concept Section 2: Timeline, Budget and Additional questions Equality, Diversity and Inclusion

 Tell us about yourself 

Please complete this section to provide some basic information about yourself.

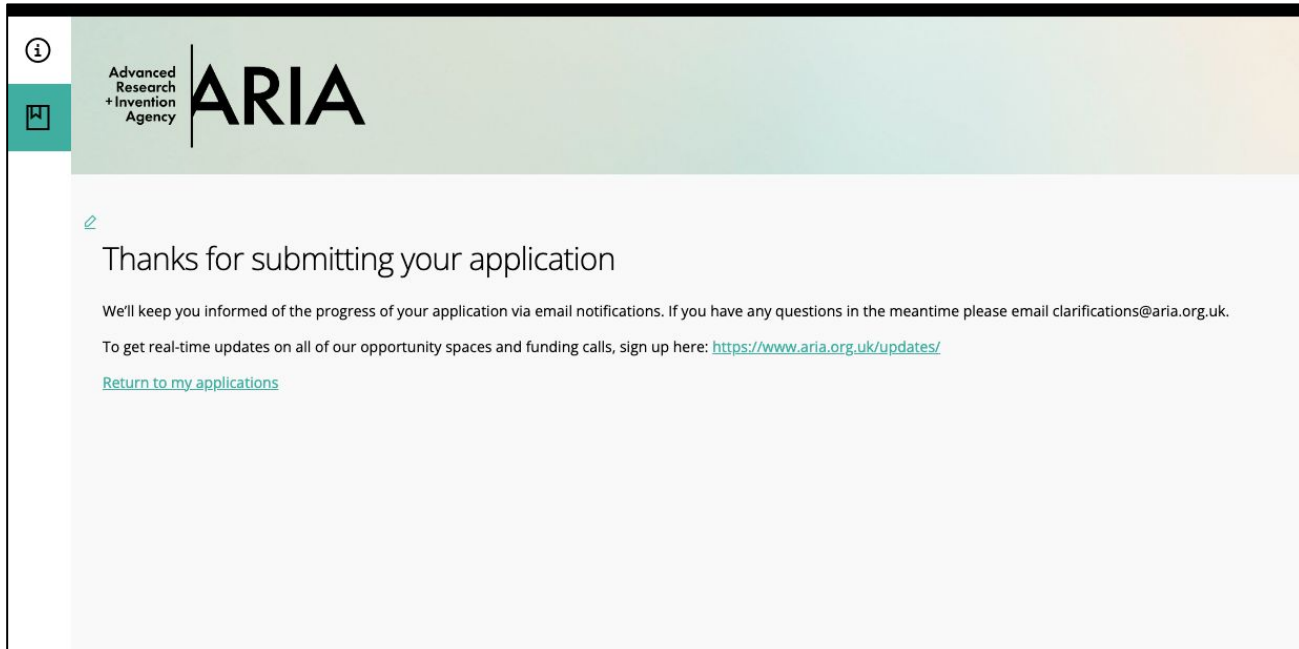
All personal data provided to ARIA will be processed in accordance with UK data protection legislation, including the Data Protection Act (2018) and the General Data Protection Regulation (GDPR). Further information on how we use personal data and how you can exercise your right as a data subject can be found in the [ARIA Privacy Policy](#).

Please provide the lead applicant's name 0 / 100 characters

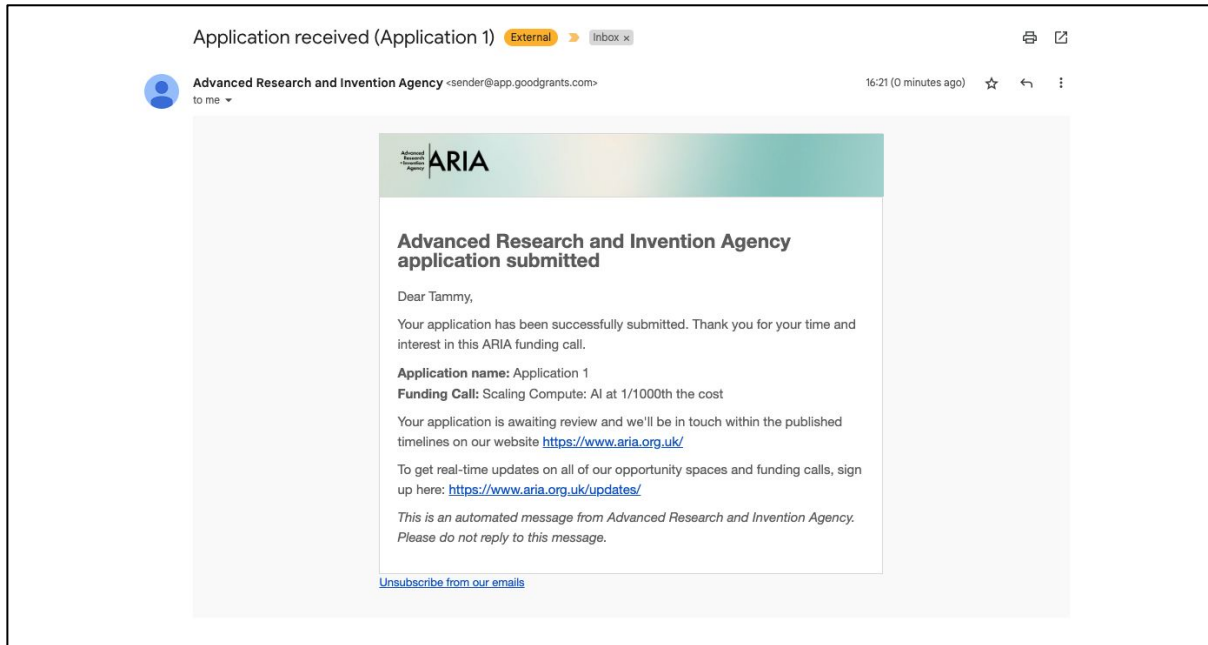
This field is required.

Please provide the lead applicant's email address

When you have fully completed and successfully submitted your application you will see this.



You will also receive an email confirmation.



You will be able to find and download a copy of your application here.

The screenshot shows a web interface for managing applications. At the top left, there is a card for 'Scaling Compute: AI at 1/1000th the cost (concept papers)' with a 'Start application' button. Below this is a section titled 'My applications' with filters for 'Active season (2024)' and 'Current'. There are buttons for 'Copy', 'Delete', and 'Download'. A search bar is present with the text 'Search list' and 'Advanced'. Below the search bar, it says 'Displaying 1 - 1 of 1'. A table lists the applications with columns for checkboxes, application names, forms, categories, status, and updated times. The first application is 'Applications 1' with the form 'Scaling Compute: AI at 1/1000th the cost (concept papers)', category 'Scaling Compute: AI at 1/1000th the cost', status 'In progress', and updated '5 minutes ago'. A callout box highlights the 'PDF' download option for this application.

	Application	Form	Category	Status	Updated
<input type="checkbox"/>	Applications 1	Scaling Compute: AI at 1/1000th the cost (concept papers)	Scaling Compute: AI at 1/1000th the cost	In progress	5 minutes ago

